

परियोजना कार्य प्रारूप

कक्षा - 11

विषय - हिंदी

आपने अपनी हिंदी पाठ्यपुस्तक अंतरा भाग-1 में "ईदगाह" पाठ पढ़ा होगा। यह पाठ प्रेमचंद जी द्वारा रचित एक बड़े 'हामिद', उसकी दादी और कुछ दोस्तों की कहानी है जो ईद पर्व के अवसर पर ईदगाह जाता है और अपनी बूढ़ी दादी अमीना के लिए एक चिमटा खरीदता है। लेखक ने इस कहानी में बाल मनोदशा, उनके हाव-भाव, पर्व-त्योहारों के प्रति जोश और उत्साह, एवं तत्कालीन समाज में व्याप्त गरीबी और बेबसी का मार्मिक वर्णन किया है। इस कहानी में उन्होंने तत्कालीन सामाजिक, आर्थिक और सांस्कृतिक परिवेश का सजीव वर्णन किया है। इसी प्रकार आप भी किसी खास त्योहार को पसंद करते होंगे और उसका इंतजार करते होंगे तथा समय आने पर पूरे जोश और उत्साह से मनाते होंगे। "ईदगाह" पाठ / अपने अनुभव के आधार पर निम्नलिखित बिन्दुओं को ध्यान में रखते हुए एक परियोजना तैयार करें -

- ❖ उस पर्व-त्योहार की सामान्य जानकारी
- ❖ उस पर्व-त्योहार को आप क्यों पसंद करते हैं ?
- ❖ उस पर्व-त्योहार को कैसे मनाते हैं ?
- ❖ आपके दोस्तों का योगदान और भागीदारी
- ❖ उस पर्व-त्योहार के बारे में कोई स्थानीय विश्वास और मान्यताएँ आदि
- ❖ उस पर्व-त्योहार की विशेषताएँ
- ❖ उस समय पड़ने वाले अन्य पर्व-त्योहार
- ❖ उस पर्व-त्योहार के बारे में कोई रोचक विवरण / कोई स्मरणीय अनुभव / घटना / बिंदु
- ❖ उस पर्व-त्योहार के माध्यम से संदेश -
- ❖ जीवन में पर्व-त्योहारों का महत्त्व / उपयोगिता
- ❖ अन्य कोई उल्लेखनीय बिंदु
- ❖ निष्कर्ष

संभावित सुझावात्मक अन्य परियोजना कार्य :-

1. अपने पसंद के कवि या साहित्यकार का जीवन परिचय, व्यक्तित्व और कृतित्व
2. कोविड-19 का शिक्षा पर पड़ने वाले सकारात्मक और नकारात्मक प्रभाव
3. सोशल मीडिया की उपयोगिता, सकारात्मक और नकारात्मक पक्ष
4. अपनी किसी यात्रा का रोचक वर्णन (यात्रा-वृत्तांत)
5. अपने आसपास की समस्याएँ और उनके संभावित समाधान


सुझावात्मक निर्देश-

1. परियोजना कार्य लिखित / मौखिक / ऑडियो / वीडियो / स्कैप बुक / पीपीटी आदि किसी भी एक रूप में दिया जा सकता है। विषय अध्यापक विद्यार्थियों की सुविधानुसार परियोजना कार्य तय कर सकते हैं। उदाहरण के लिए यदि कोई विद्यार्थी इस परियोजना कार्य को ऑडियो रूप में जमा करवाना चाहता है तो वह अपनी परियोजना अपनी आवाज में रिकॉर्ड कर विषय अध्यापक को whatsapp या मेल पर प्रेषित कर सकता है।
2. परियोजना के प्रत्येक पृष्ठ पर पृष्ठ संख्या, अपना नाम, आई.डी. अनुक्रमांक, कक्षा और सेक्शन, विद्यालय का नाम और आई. डी. का उल्लेख करें।
3. परियोजना कार्य की सूची (index) बनाएँ / परियोजना में क्रम का ध्यान रखें।
4. जिन सामग्रियों और स्रोतों की सहायता आपने ली है, उनका उल्लेख किजिए।
5. परियोजना में तस्वीर, ग्राफ, रेखाचित्र आदि को शामिल करें। (ऑडियो रिकॉर्डिंग के रूप में आप उन तथ्यों का वर्णन कर सकते हैं)

6. स्पष्टता / स्वच्छता का ध्यान रखें ।

7. परियोजना कार्य को कलात्मक और आकर्षक बनाने का प्रयास करें ।

8. परियोजना को नियत समय पर अपने हस्ताक्षर और तिथि के साथ जमा करवाएँ ।



Class 11

Subject- Political Science

Few suggestive topics for project based assessment

1. Fundamental rights of Indian citizens in lockdown period.
2. Role of state in preventing Covid-19.
3. Equality in your neighborhood.
4. Freedom of expression of thought in Covid -19 period.
5. Your act of fraternity (brotherhood) in current pandemic situation.
6. Fundamental duties of Indian Citizens.

These topics are suggestive only. Students can choose any other topic under the guidance of their subject teacher.



Guidelines for Sample Project-1 Fundamental Duties of Indian Citizens

Introduction

- Introduction
- Topic of the project
- Reason to choose particular topic

Background of the Project

- What do you mean by duty?
- Reasons for incorporation of duties in the Indian Constitution
- Role of Sardar Swarn Singh Committee
- Source- from which country India borrowed Fundamental Duties

Development of main topic

- Part and Article of the Indian Constitution in which these Fundamental Duties are mentioned
- Describe original Fundamental Duties of the Indian Constitution
- Mention additional Fundamental Duty which was added on later. Mention changes which were made in the Fundamental Rights and Directive principles of the State Policy.

Importance of Fundamental Duties

- Give your opinion about the importance of Fundamental Duties

Students' Critical analysis about Fundamental Duties

- Mention the pros and cons regarding Fundamental Duties

Feeling of Patriotism

- Duties are another form to serve the nation. Give some examples.

Implementation of Fundamental Duties by family members

- Mention any one example where your family fulfilled Fundamental Duties. For example:

To preserve environment is one of our Fundamental Duties. My family members took part in preservation of environment by planting various saplings in the society.



Relevance of Fundamental Duties in the 21st century.

Summary

- Summarise all the points mentioned above

Suggestive Projects on Geography (XI Class):

1. Importance of studying Geography in human life
2. Earthquake : Its origin, types and effects
3. Role of the concept of the concept of Sea Floor Spreading in the development of 'Plate Tectonic Theory'
4. Karst Topography
5. Prepare a project report on general relief features found on ocean floors
6. Biodiversity: Types , Importance and conservation
7. Compare and contrast the features of sacred rivers, the 'Ganga' in north and the 'Godavari' in the south.
8. Role of Social forestry and Farm forestry in the conservation of forests
9. Tides: Occurrence, types and importance
10. Evaporation and condensation process of atmosphere

भूगोल पर विचारणीयपरियोजनाएं (11 वर्ग) :

1. मानव जीवन में भूगोल के अध्ययन का महत्व
2. भूकंप: उत्पत्ति, प्रकार और प्रभाव
3. 'प्लेट टेक्टोनिक सिद्धांत' के विकास में समुद्र तल प्रसार की अवधारणा की भूमिका
4. कार्स्ट स्थलाकृति
5. महासागरों के तल पर पाई जाने वाली सामान्य स्थलाकृतियों पर एक परियोजना रिपोर्ट तैयार करें
6. जैव विविधता: प्रकार, महत्व और संरक्षण
7. पवित्र नदियों, उत्तर में 'गंगा' और दक्षिण में 'गोदावरी' की विशेषताओं और महत्ता की तुलना करते हुए भारतीय जीवन पर इनके प्रभाव की समीक्षा कीजिये ।
8. वनों के संरक्षण में सामाजिक वानिकी और कृषि वानिकी की भूमिका
9. ज्वार: उत्पत्ति, प्रकार और महत्व
10. वायुमंडल की वाष्पीकरण और संघनन प्रक्रिया

General Guidelines for preparing project :

Following points should be kept in your mind while preparing project

- The teachers must ensure that the students submit original work.
- Focus should be on to use eco-friendly materials.
- The total length of the project will not be more than 10-15 pages.

परियोजना तैयार करने के लिए सामान्य दिशानिर्देश:

परियोजना तैयार करते समय निम्नलिखित बिंदुओं को ध्यानमें रखना चाहिए

- शिक्षकों को यह सुनिश्चित करना होगा कि छात्र मूल कार्य प्रस्तुत करें ।
- पर्यावरण के अनुकूल सामग्रियों का उपयोग करने पर ध्यान केंद्रित किया जाना चाहिए।
- परियोजना की कुल लंबाई 10-15 पृष्ठों से अधिक नहीं होनी चाहिए ।

Structure of the project :

Project should be prepared according to following norms ;

- ✦ **Cover Page** (Title of the project and general information about the students- Name, class and section, subject, Roll no., school address and session)
- ✦ **Objectives of the project-** Write about the aims and objectives of the project topic. Students will outline the purpose of doing project on this topic in points.
- ✦ **Methodology-** How to carry on the project (By visiting museum, geographical sites or collecting data through primary sources (by interviewing any teaching faculty or secondary sources like bibliography, reference books including dictionaries, encyclopedias and atlases, news papers and journals etc., use of internet)
- ✦ **Acknowledgement-** To express gratitude to those who helped in completion of this project.
- ✦ **Index-** bearing serial number, sub topics, Page no.
- ✦ **Presentation-** Through maps, diagrams, news paper cuttings, photographs, data tables etc.
- ✦ **Subject Content-** Headings and material related to the chosen topic covered to complete project.
- ✦ **Conclusion-** What conclusion drawn by the students while working on this project and the learning outcomes of the project.
- ✦ **Teachers Report-** Student will attach the teacher's report bearing following headings
 - Content Accuracy
 - Originality and analysis
 - Presentation, creativity and knowledge

परियोजना की संरचना:

परियोजना को निम्नलिखित मानदंडों के अनुसार तैयार किया जाना चाहिए ;

- ✦ **कवर पेज-**(परियोजना का शीर्षक और छात्रों के बारे में सामान्य जानकारी- नाम, वर्ग और अनुभाग, विषय, रोल नंबर, स्कूल का पता और सत्र)
- ✦ **परियोजना के उद्देश्य-**परियोजना विषय के उद्देश्यों के बारे में लिखें। छात्र बिन्दुओं में इस विषय पर प्रोजेक्ट करने के उद्देश्य की रूपरेखा तैयार करेंगे ।
- ✦ **कार्यप्रणाली-**परियोजना को कैसे जारी रखें (संग्रहालय, भौगोलिक स्थलों पर जाकर या प्राथमिक स्रोतों के माध्यम से डेटा एकत्र करके (किसी भी शिक्षण संकाय या माध्यमिक स्रोतों जैसे ग्रंथसूची, शब्दकोशों, विश्वकोश और एटलस, समाचार पत्रों और पत्रिकाओं आदि सहित संदर्भ पुस्तकों का साक्षात्कार करके, इंटरनेट का उपयोग)
- ✦ **अभिस्वीकृति-** इस परियोजना को पूरा करने में मदद करने वालों का आभार व्यक्त करना।
- ✦ **विषय सूची** -सीरियल नंबर, उप विषय, पेज नंबर.
- ✦ **प्रस्तुतीकरण-**मानचित्र, आरेख, न्यूज पेपर कटिंग, फोटोग्राफ, डाटा टेबल आदि के माध्यम
- ✦ **विषय सामग्री-**परियोजना को पूरा करने के लिए कवर किए गए चुने गए विषय से संबंधित शीर्षक और सामग्री।



- ✦ निष्कर्ष इस परियोजना और परियोजना के अधिगम परिणामों पर काम करते समय छात्रों द्वारा निकाला गया निष्कर्ष।
 - ✦ शिक्षक रिपोर्ट छात्र निम्नलिखित शीर्षकों के साथ शिक्षक की रिपोर्ट संलग्न करेंगे
- सामग्री की सटीकता, मौलिकता और विश्लेषण, प्रस्तुति, रचनात्मकता और ज्ञान.



Class XI Chemistry

Project/Assessment

Instructions for Teachers

1. Assign any one project to the student.
2. Assess students w.r.t. various sub headings of the project like Aim, procedure, observation and calculations etc.

Instructions for students

1. Follow the instructions given by the teachers to complete the given assignments/project.
2. Do calculations carefully (if any).
3. Submit project well in time.

Suggested projects/Assignments

1. Investigation of the foaming capacity of different washing soaps.
2. Covid-19 emerged as a disastrous disease globally. It mainly affects the lungs and causes Hypoxia.
 - a. What is Hypoxia?
 - b. Which Gas is required if a patient suffers from Hypoxia?
 - c. How can you prepare the Gas required for Covid-19 patient?
3. We observe that in summers the water level decreases in containers if left out in open. It happens due to evaporation. Observe your surroundings and make a project about following.
 - a. What is evaporation?
 - b. What is the reason for evaporation?
 - c. What are the factors affecting evaporation?
 - d. How does evaporation cause cooling?
 - e. Is evaporation beneficial or harmful? Analyse your surroundings and find out this fact.



CLASS- XI
SUGGESTED PROJECTS FOR
SUBJECT- ACCOUNTANCY

1. You are going to start a Business, list and explain the assets, liabilities, capital, expenses and revenue needed for your business.
2. Concept and usage of Accounting for a Business.
3. Imagine any business unit, choose its name and prepare two sample vouchers, debit note, credit note, cash-memo, and invoice.
4. Usage of Accounting concepts in the Accounting.
5. Goods and Services Tax (GST) Characteristics and Objective.
6. Prepare subsidiary books with the help of 20 imaginary transactions.
7. Journalize 20 imaginary transactions with the explanation of rules of debit and credit.
8. Prepare a list of 20 accounts and explain its types with the help of traditional and modern approach.
9. Forensic accounting as a new field of accounting.
10. Accounting as a Language of Business.

Accountancy (055)

Class XI

PROJECT IMPORTANT POINTS:

1. Cover Page (Topic/Student's name/Class/Roll No./School's Name)
2. Content
3. Objectives of project
4. Introduction
5. Body of the project with suitable heading and sub-heading.
6. Conclusion
7. Teacher's Observations (To be kept blank)



CLASS XI

SUBJECT- BUSINESS STUDIES

These are only suggestive topics. Student may choose any other topic under guidance of the subject Teacher. (There is no word limit)

PROJECT- 1

TOPIC- BUSINESS RISK

PREPARE A REPORT ON THE NATURE AND TYPES OF BUSINESS RISK WITH SPECIAL REFERENCE TO COVID 19.

PROJECT-2

TOPIC- BUSINESS RISK

HOW DID COVID-19 AFFECT THE BUSINESS AND INDUSTRY WITH SPECIAL REFERENCE TO HOTELS, TOURISM AND MEDICAL INDUSTRY

PROJECT-3

TOPIC- BANKING

PREPARE A REPORT ON THE SERVICES PROVIDED BY THE BANKS WITH SPECIAL REFERENCE TO PANDEMIC SITUATION

PROJECT-4

TOPIC- INSURANCE

BENEFITS OF DIFFERENT TYPES OF INSURANCE IN CASE OF PANDEMIC.

PROJECT-5

TOPIC- EMERGING MODES OF BUSINESS



PREPARE A REPORT ON COMPARISON BETWEEN e-BUSINESS AND TRADITIONAL BUSINESS WITH REFERENCE TO CURRENT PANDEMIC SITUATION

PROJECT

THE IMPORTANT POINTS FOR THE PROJECT:


1. Cover Page (Topic/Student's name/Class/Roll No./School's Name)
2. Content
3. Objectives of the project
4. Introduction
5. Body of the project with a suitable heading and a sub-heading
6. Conclusion
7. Teacher's Observation (To be kept blank)

SAMPLE PROJECT

PROJECT 1: Case Study on a Product (Choose one product from the given list)

a) Students can take a product having seasonal growth and regular demand with which students can relate.

- Apples from Himachal Pradesh/Kashmir.
- Oranges from Nagpur.
- Mangoes from Maharashtra/U.P./Bihar/Andhra Pradesh etc.
- Tea from Assam and West Bengal.
- Fishes from coastal areas. Students may develop a Case Study on the following lines:
 - (i) Research for change in price of the product. For example, apples in Himachal Pradesh during plucking and non-plucking season.
 - (ii) Effect on prices in the absence of effective transport system.




(iii) Effect on prices in the absence of suitable warehouse facilities.

(iv) Duties performed by the warehouses.

(v) Demand and supply situation of the product during harvesting season, prices near the place of origin and away.

Students may be motivated to find out:

- the importance of producing and selling these products and their processed items
- the importance of the role of -
 - Transport,
 - Warehousing,
 - Advertising,
 - Banking,
 - Insurance,
 - Packaging,
 - Wholesale selling,
 - Retailing,
 - Cooperative farming,
 - Co-operative marketing etc.



CLASS XI
PROJECT WORK
ENGLISH CORE

A LIST OF SUGGESTIVE PROJECTS IS GIVEN BELOW.

These are only suggestive topics. Student may choose any other topic under guidance of the subject Teacher. (There is no word limit)

TASK 1

Kindness and compassion will help get us through the pandemic and a thank-you note is an excellent way to recognize both. Write a letter to your class teacher in appreciation of the extra attention they gave you in online classes during lockdown.

TASK 2

You are Sneha, Head Girl/ Sunil, Head Boy of your school. Prepare a speech which is supposed to be delivered in morning assembly on the first day of your school reopening after the pandemic situation gets over to express happiness and requesting students to follow Covid Appropriate Behaviour.

TASK 3

Watch or listen to any educational program on TV or Radio or Podcast etc.

1. Write a summary of the program in not more than 50 words.
2. Give it an appropriate title different from the program.
3. List down at least five facts stated in the program.

TASK 4

Write your views on:

"The Human Potential is Infinite"

Or

"Live your Life to the Fullest"

Or

"Get Out of your Comfort Zone"



TASK 5

Read the short story given below and create a response sheet with the hints given after the story.

Note: Use your creativity to make the sheet beautiful.

Har Kee Jeet

Baba Bharti loved his horse Sultan immensely. Sultan was a beautiful and a very strong horse. In fact, there was no other horse in the area that could be compared with Sultan. Baba Bharti had given up all his worldly belongings, except Sultan, and he lived in a small temple, just outside the village. Whatever time was left spare after his prayers he devoted to the care of Sultan. Brushing him, feeding him and often just looking at it lovingly. Baba Bharti could not live without Sultan, as Sultan had become very important to him.

Kharag Singh was a famous thief of that area. People trembled when they heard his name. He soon heard about Sultan and how wonderful the horse was and he wanted to see him. He reached Baba Bharti's house one afternoon, greeted him and sat down. Kharag Singh told him that his desire to see Sultan had brought him there.

Baba Bharti was all praise once again for his dear Sultan, talking about his handsome gait and beautiful looks. He took Kharag Singh to the stable where Sultan was kept.

Baba Bharti showed Sultan with pride and Kharag Singh was greatly surprised. He had seen many horses, but such a wonderful horse had never crossed his eyes. Almost immediately a thought came to his mind, "What is such a wonderful horse doing here with a sadhu? Such a horse should belong to a man like me." He said to Baba Bharti, "But Babaji if I don't see how such a handsome horse runs, how will, I truly be able to appreciate Sultan?"

Baba Bharti was overjoyed to hear someone praising his horse. He immediately let the horse out and when Sultan ran, it was like the wind! Kharag Singh was a thief and if he liked something, it had to belong to him. And he desired Sultan. As he was leaving, he said to Baba Bharti, "Baba, this horse will not stay with you much longer."

Baba Bharti was scared. He could not dream of having to live without Sultan. He spent many sleepless nights, fearing every footfall, but months passed and nothing happened. There was no Kharag Singh and slowly Baba Bharti became a bit careless in his vigilance. He even started believing that the whole episode had been a bad dream.

One evening Baba Bharti was taking a ride on Sultan when he came across a cripple sitting under a tree, asking for help. His condition was pitiful, and he wished to be taken to the nearby village on horse-back since he could not walk the distance.

Baba Bharti immediately got down from Sultan's back and made the man climb up and started walking alongside, holding the horse's bridle. Suddenly he felt a pull; the bridle was taken from his hand and the 'cripple' sat upright on the horse and started racing away. It was none other than Kharag Singh! Baba Bharti screamed in horror. For some time he was stunned into complete silence. Then he seemed to make a decision and called out after Kharag Singh to stop for a moment.



Kharag Singh stopped but very clearly told Baba Bharti that he would not return the horse. Baba came to him and just said "Sultan is yours now. But I have a request. Please do not refuse that."

Kharag Singh said, "I'll do anything you say. Just don't ask for Sultan," Baba Bharti only said, "Please don't tell anyone about this incident. Kharag Singh was very surprised. Of all the things to say, Babaji was telling him not to mention this incident to anyone. Why should he want something like that? Unable to keep this question to himself he asked Baba Bharti, "Why do you not want anyone to know about this incident?"

Babaji replied, "If people hear about this, they will stop believing the poor and needy and will no longer be willing to help them." And then he turned away from Sultan as though he never knew the horse, had never loved him and walked away.

But Kharag Singh was left standing there. He could not believe what he had just heard. Babaji's only worry was that people should continue to believe in and help the helpless and he had not given a single thought to his beloved horse for which he had spent so many sleepless nights!

In the darkness of the night, Kharag Singh reached Baba Bharti's temple. He went to Sultan's stable. The door, which at one time used to be so closely guarded, was wide open. Now that the horse was gone, there was no fear of anything. Kharag Singh tied Sultan to his post, quietly walked out and shut the stable door. His eyes were weeping tears of goodness.

Baba Bharti woke up at his usual time, and after taking a bath, his feet automatically turned towards the stable. But as soon as he reached there he realized his folly and stopped. With a heavy heart he just stood where he was. Sultan, however, recognized his master's footsteps and neighed out loud in pleasure. Baba Bharti could not believe his ears! He rushed to open the door and putting his arms around his beloved horse's neck, wept tears of joy and happiness. It appeared as though a father had been united with his long-lost son. He kept saying, "Now people will not turn away from the needy and helpless."

His tears fell at the same place as Kharag Singh's tears and the tears of joy and goodness intermingled.

Complete the following

1. Provide a different title -----
2. Identify the type of story ----- (Adventure, Biography, Detective, travelogue, value-based story, any other)
3. What did you like about the story? -----
4. What did you dislike about the story? -----
5. Would you suggest your friend to read this story? Why? Why not -----

Now choose one sentence from the text of the story individually and note it in your response sheet. Also share the reason for selection of that particular sentence.

1. A very interesting sentence - -----
2. A surprising sentence - -----
3. A sentence which reminds you of a real-life situation/ incident
4. A sentence that makes great sense to you
5. A sentence that makes you laugh





6. A sentence that makes you sad.
7. A sentence that you do not understand
8. A sentence that contains the main idea of the story.

TASK 6

Let's Create a Quiz

1. Choose any short story
2. After reading and enjoying the story try to create a comprehensive quiz about the story. The Quiz should comprise of 10 to 20 questions. Questions should cover a variety of topics such as characters, plot and theme structure.
3. Once the quiz is complete, create an answer key.
4. Make cue cards for each question

Note: While creating a quiz, think more specifically about which information was important.



Handwritten signature or initials in blue ink.

Class-XI
Few Suggestive Topics for Project Work Assessment
Subject: Home Science (064)

Note: Few suggestive topics for the project work assessment are listed below, however students can choose any other topic under the guidance of their subject teacher. The project report may be submitted in any form i.e., handwritten, scrap book, word doc, pdf, audio file, video file or as a presentation on power point or google slides, etc. either via WhatsApp or through email.

Project Title: Introduction of Home Science

1. Career options after studying Home Science.

Project Title: Human Development and Childhood Studies

2. Role of family in shaping the personality of the adolescent.
3. Growth and development from infancy to adolescence.

Project Title: Food, Nutrition, Health and Fitness

4. Record your diet for a day. Evaluate each meal in terms of inclusion of the five food groups. Do you think the diet is balanced? If not, state reasons. List down macro and micronutrients present in your diet.
5. Diet during Covid-19 and post covid.
6. What is immunity? List some immunity boosting foods. Write complete recipe of any two immunity boosting dishes.
7. Make Food Pyramid and give its description. Evaluate anyone of your family meal and check whether it fits with the food pyramid. Identify which food items are not being consumed by your family as per the food pyramid?
8. Interview members of your family such as your grandmother, mother or aunt to collect information about—
 - food practices during fasting and festivity from the region of India to which you belong.
 - preparations during fasting/festivals.Tabulate the information as follows.

Region	Occasion (nature of fast)	Preparation	Nutrients present
--------	------------------------------	-------------	-------------------

Evaluate qualitatively for adequacy.


Project Title: Management of Resources – Time, Money, Energy and Space

9. Record your day's activity from 6.00 a.m. onwards relating to time use and work.

Hours	Activity
-------	----------
10. Prepare a time plan for -a) a person who is in isolation at home due to covid-19.
Or
b) a student studying at home and attending online classes.

Project Title: Fabrics Around Us

11. Record the fabrics and apparel used in a day and categorize them according to fibersproperties.
12. Classification Of Textile Fibers.



Innovation and Research

Students can record their ideas and research on classification of fibers as they gather the information needed to complete their project.

Outline /plan of project:

- Textile fibers can be classified based on their origin (natural or man-made or manufactured), general chemical type (cellulosic, protein or synthetic), generic types (animal hair or animal secretion) and common trade name (polyester or Dacron). Further, fibers can be staple, i.e., short length like cotton, or filament, i.e., long length like silk, polyester, etc.
- Natural Fibers – **Explain each with pictures, tabular presentation, sample of fibers etc.**

Natural fibers are those which are available to us in nature. There are four types of natural fibers.

(a) Cellulosic fibers—

1. Seed hair-cotton, kapok
2. Bast fibers-flax(linen), hemp, jute
3. Leaf fibers-pineapple, agave(sisal)
4. Nut husk fibers-coir(coconut)

(b) Protein fibers

1. Animal hair—wool, especially hair (goat, camel), fur
2. Animal secretion—silk

(c) Mineral fibre: Asbestos

(d) Natural rubber

- Manufactured Fibers - **Explain each with pictures, tabular presentation, sample of fibers etc.**

(a) Regenerated cellulosic fibers: Rayon—cuprammonium, viscose, high-wet-modulus

(b) Modified cellulosic: Acetate—secondary acetate, triacetate

(c) Protein fibers: Azlon

(d) Non-cellulosic(synthetic) fibers

- (i) nylon
- (ii) polyester – terylene, terrene
- (iii) acrylic – Orlon, cashmilon
- (iv) modacrylic
- (v) spandex
- (vi) rubber

(e) Mineral fibers


- (i) Glass – fibreglass
- (ii) Metallic – lurex

Aesthetics- Use of pictures, drawings

Use of Tables/ graphics /mind maps/ concept map etc



Classification of Fibers




Classification of Fibers- Difference between Natural and Manmade Fibers

Natural fiber	Man-made fiber
Directly Comes from nature.	Made from nature.
The length cannot be controlled.	Length can be controlled.
Comfortable and good for health.	Quite Uncomfortable and not so good for health.
It is expensive compared to MMF.	It is not expensive compared to NF.
We have to depend on nature for its production.	For production, no dependence on nature is necessary.
It is not much favourable for finishing.	It is favourable for finishing.
Example – cotton, silk, etc.	Example – Polyester, Nylon, etc.

Summary:

- What did you learn? What was the most challenging aspect of this project? What will you do differently next time?
- Summarise all the points mentioned above.



Few Suggestive Topics for Project Based Assessment
Class XI
Subject: History (027)

1. Status of women in Roman Empire.
2. Sufism.
3. The Roman economy.
4. Effects of Industrialization.
5. Town planning in Mesopotamia
6. Plague in 14th century Europe and its Impact.
7. The Three Orders
8. Aspirations of women in Renaissance period

Note: These are only suggestive topics. Students may choose any other topic under the guidance of the subject Teacher.

Guidelines for Sample Project

- 1) **Topic: The Mesopotamian people**
- 2) **Index:** With particulars and page numbers
- 3) **Introduction: (Broad Guidelines for Explanation)**
 - Meaning of Mesopotamia and its geography.
 - Historical sources.
 - The transformation from Neolithic to Bronze Age Civilization.
 - Nature of early urban centres.
 - Writing as a significant marker of civilization.
- 4) **Keywords:** Ziusudra or Utnapishtim, Euphrates, Tigris, cuneiform, Bronze, Ur, Uruk, Mari, Jiggurat etc and their explanation.
- 5) **Concept Explanation (Pointers):**
 - Urbanization and its significance.
 - Development of writing and its use and significance.
 - Religion was central to Mesopotamians.
 - City Ur, Uruk and Mari.
 - Life in Cities.
 - Any other aspect.
- 6) **Map work (Relevant Map to enhance explanation):**



Guidelines for Project Work Assessment

● Instructions for students-

1. The student will provide his/ her name, student ID, Class and Section, Roll No., Subject, Name of Subject Teacher, Name of school and School ID on the Cover Page of Project.
2. **Title of the project should be clearly mentioned.**
3. **Declaration certificate should be given by the student in the following format-**

I _____ Roll No. _____ Class & Section _____
of _____ (Name of School) hereby declare that the Project entitled
_____ is my original work and the same has been completed
under the guidance of _____ (Name of Teacher) in the academic year _____

Signature of the Candidate -----

Name of the Candidate-----

Date of Submission -----

4. Indexing and page numbering should be properly done.
5. Project should be neat and in simple language.

Home Science Sample Project

Title of the project: Classification of Textile Fibers

- Declaration certificate by student-as given above in point no.-3
- Table of contents: Index must be specified with appropriate topics and page numbers as specified


Introduction

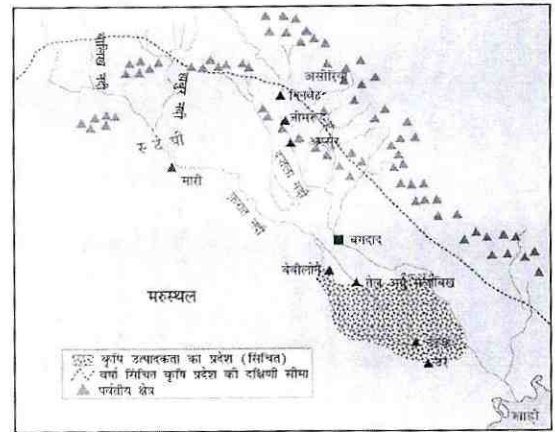
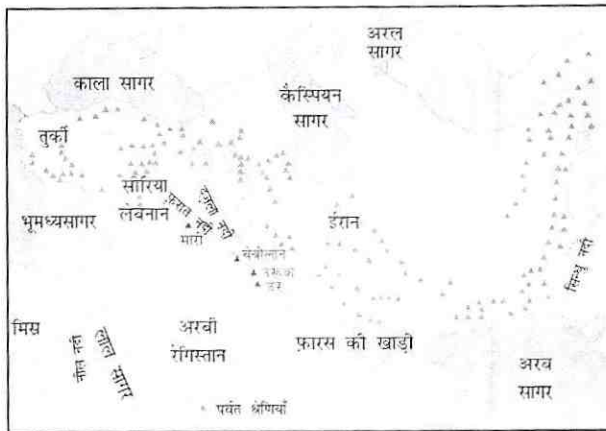
Fabrics are all around us. They are an important part in our lives. Fabrics give comfort and warmth, bring colour and decorative style. There are many types of textile fibers that have been used or developed in textile production such as cloth, rope, household etc. In textile industry, fibers can be classified into two: Natural fibers and Synthetic fibers or well-known as Man-made fibers.

- Write a brief introduction of the project explaining its relevance and importance.
- Reason to choose the topic.
- Write about the uses.

Background


- What are Textile fibers?
- Basis of classification of textile fibers.
- Process from fiber to fabric to end use.





7) **Timeline:** chronological arrangements of events related to Mesopotamian civilization

8) **Presentation (Usage of Pictures, mind maps etc.):**



9. **Analysis (Pointers):**

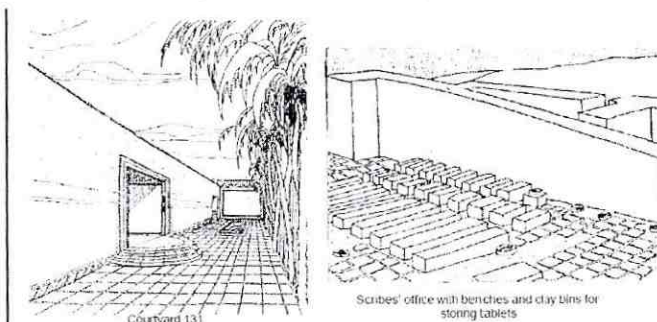
- Mesopotamians valued city life.
- People of many communities and cultures lived side by side.
- Social, Economic, Religious and Cultural life.
- Comparison with life and believes of any other contemporary civilization .
- Any other relevant aspect.

10. **Summary (Pointers):**

- Their achievements in the field of Mathematics, Astronomy, Science.
- The outcomes of a sustained tradition of writing.
- Any other relevant aspect.

11. **Conclusion (Pointers):**

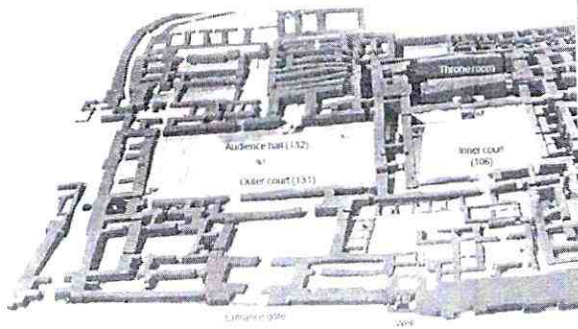
- The interwoven social and cultural aspects of the civilization.
- The connection between city life and culture of contemporary civilizations.
- Any other relevant aspect



12. **Supplementary Information: (In the form of Research related pictures etc.)**

[Handwritten signature]

The Palace of Mott (in King Zimvian - 1810-1760 A.D.)



↓

PROJECT WORK
SOCIOLOGY
CLASS XI

SUGGESTIVE TOPICS FOR THE RE ASSESSEMENT OF CLASS XI SOCIOLOGY

INSTRUCTIONS FOR TEACHERS:

The teachers can give projects/assignments other than the projects given below. These are suggestive topics.

TOPICS:

1. Child labour
2. Cyber crime
3. Social media
4. Domestic violence
5. Pollution
6. TV and children
7. Problems of rickshaw puller
8. Effects of Covid-19 on labour
9. Caste system
10. Online education and students

INSTRUCTIONS:

- Project work should be in systematic order and should be neat and clean.
- These are suggestive topics. The subject teacher can decide the project according to their convenience.



Economics

Class XI

Suggestive Assessment Topics

1. Challenges and opportunities to human capital formation during pandemic
2. Role of MGNREGA during pandemic
3. Critically appraise the health infrastructure in India in light of the pandemic
4. Causes and consequences of reverse migration during pandemic
5. Recently the central Govt. declared to distribute free ration to 80 crore people in India till Nov. 2021. Justify the decision in the wake of rising budget and inflation.
6. Justify the need for fresh disinvestments in PSUs.

The project:

Learners may work upon the following lines as a suggested flow chart:

Choose a title/topic

Collection of the research material/data

Organization of material/data

Present material/data

Analyzing the material/data for conclusion


Draw the relevant conclusion

Presentation of the Project Work

Sample Project:

Alternative Sources of Energy-Types and Importance

- Energy - Conventional and Non-conventional energy should be explained in the introduction part of project.
- Collect all the materials about Non-conventional sources of energy. Explain why these are called alternative sources of energy-as it is new sources of energy that are renewable and presently are being substituted for conventional energy.
- Give rationale for this source of energy. Generally these sources of energy are selected due to these reasons:
 - Eco-friendly.
 - Economical.
 - Efficient.
 - Helpful in sustainable development.
 - Renewable
 - Many other benefits.
- Organize and present data relating to this form of energy.
- Draw conclusion that on the basis of our data we can conclude that this form of energy has the immense potential and is the only source to sustain development of the world.



Class XI


Suggestive Topics For Maths Project

1. Note down the runs scored by your favourite IPL Team (Say X) in all the matches of IPL 2021 and arrange them in ascending order. Find the Mean deviation about Mean, Mean Deviation about Median and Variance for the Run scored by your favourite IPL team in all the matches.
2. Write the match statistics of your favourite cricket player (runs, run-rate, etc.) along with his picture from any IPL team. Find the Mean deviation about Mean, Mean Deviation about Median and Variance for the Run scored by your favourite IPL cricket player in all the matches.
3. Write the First name of any 5 family members/relatives of yours and find the following..
 - (A) In how many ways these letters of the each name are to arranged (with/without meaning) if all letters to be arranged.
 - (B) Find the rank of each name if all the letters of the name are arranged as in dictionary.
4. Collect the data of how Covid patients recovered of Delhi month wise (April 2021 and May 2021).

If we assume that the number of persons recovered from Covid-19 are as Linear then find the equation of that linear relationship and try to find the slope of that line.

Say for (X, Y)

X denotes the month and y denotes the number of patient recovered.
5. Make a project on application of Conic Sections, Vectors, Three dimensional Geometry or Calculus in everyday life.
6. Prepare project based on the Fibonacci sequence, their properties and similar pattern found in nature.



TIPS FOR WRITING PROJECT:

Normally for any project writing or description, the introduction part includes a little information about things like:

What is your project about?

What are your objectives?

What is the meaning of your title or particular terminology?

What kind of results you are expecting to obtain by the end of your project work.

Conclusion: This includes things like:

What is your final message about the project which you did?

Maths Project Class 11:

Sample Format

You need to follow certain standards while preparing your project. Here is a sample format for the project-


Cover Page- Name, Class, Roll No, and Title of project

Table of Contents- Page Titles

Description- Explain a brief description of the project.

Procedure- Explain the procedure for the topic that you are preparing your project on, along with pictures.

Conclusion- Conclude everything that you understood while creating this project in a brief manner.



PROJECT
CLASS – 11
SUBJECT – BIOLOGY

Note: Few suggestive topics for the project work are listed below; however any other topic may be selected in consultation with the subject teacher. The project may be submitted to subject teacher in any form on WhatsApp, through email or as a presentation on power point or Google slides, audio clippings, video file, word doc etc.

- 1) Based on your personal observation & experiences from the society, discussion with your parents & friends; information from the newspapers & TVs. Find out suitable reply for the following.
 - a. Precautions to prevent corona infection.
 - b. Curing of corona infected persons in hospitals.
 - c. Main symptoms of corona infection.
 - d. How to behave & deal with corona infected person in our family.
 - e. Vaccines available for corona infection.
- 2) What are vaccines? Describe in brief the process of vaccination to prevent viral infection and to boost up immunity. What are the seven viral disease / infections in new born babies for which vaccination is free and compulsory by the government?
- 3) Name ten viral and bacterial diseases with their causative agents and infected organ / system of the body.
- 4) How do you correlate Biology to your health and environment? Describe with examples.
- 5) What is the scope of Biotechnology in coming decades? Describe with five examples.
- 6) Describe about four main pandemics that out broke in last 20 years (two decades) – with name of the diseases, causative organisms, infected organisms, causative virus, country of origin.
- 7) Name two main Indian scientists (Biologist) and their contributions in the field of Biology.
- 8) Based on your personal observations at your home, neighborhood and surrounding areas and find out the suitable meaning, sources, effects & steps to reduce the following.
 - a. Water Pollution
 - b. Air Pollution
 - c. Soil Pollution



CLASS – 11
SUBJECT – PHYSICS
Suggestive Assessment Topics

1. When acceleration due to gravity for all objects falling towards earth is same then why Parachuters with different Parachute's canopy size fall with different acceleration and speed. Study the magnitude of acceleration in a descent if the size of parachute canopy varies.
2. Study and determine the specific gravity of various bodies /liquids like steel, turpentine oil, pure ghee, coconut oil, ice, wooden block etc. by immersing them in water and arrange them in decreasing order.
3. To study the rate of cooling of hot body (Bucket full of water).
 - a. With the temperature difference between the body and surroundings.
 - b. With surface area.Analyze energy savings
4. Study the effect of temperature on the elasticity of rubber band.
5. To study dependence of terminal speed of a spherical body.
 - a. On radius
 - b. Density of material of the body
 - c. Density of medium.
 - d. Mass
6. To study the capillary rise for different liquids.
7. When the different bodies like solid sphere, solid cylinder, disc, ring, hollow sphere and hollow cylinder of same mass roll down the inclined plane. Study the time taken by them to reach the bottom of the inclined plane and determine the factors affecting their motion.




INDEX

S. No	Particular	Page No
1	Research Topic Area	
2	Objective	
3	Apparatus	
4	Theory	
5	Procedure/ Experiment	
6	Observations and Calculations	
7	Analysis of the data	
8	Result	
9	Conclusion	
10	Precautions	
11	Summary	

1. Research Topic Area: As per allotted by the teacher.

2. Objective:

- Find the objective from the topic which clarifies the project related concepts and lays the seed for systematic enquiry about the topic.



- It gives the clear idea for the action plan to complete the project.

3. Apparatus:

- Mention the apparatus required for the project.
- Make the schematic diagrams of the apparatus, it develops the learner's drawing skill.

4. Theory/Concept: According to the Project.

5. Procedure/ Experiment:

- Comprehend the theory and objectives of the experiment .
- Conceive the procedure to perform the experiment.
- Setup the apparatus in proper order.
- Check the suitability of equipments / apparatus regarding their working and functioning .
- Know the limitations of the measuring device and find its least count, error etc.
- Perform the experiment systematically.

6. Observation and Calculation:

- Record observation systematically with appropriate units in a tabular form wherever required.
- Present the calculations along with proper significant figures.
- Calculate the errors in the result .
- Make precise observations.
- Make proper substitution of data in formula(choose S.I Units) .
- Prepare a systematic plan for taking observation.

- Identify the factors that will affect the results and take appropriate measures to minimize their effects.

7. Analysis of Data:

- Take the help of graph where required.
- Interpret the record data.

8. Result:

- Calculate the result accurately.
- To show the result use proper S.I Units.

9. Conclusion:

- Interpret the results, verify principles, draw conclusion.
- Very precise within 3-4 lines.
- Draw the inferences from recorded observations to finalise the result.

10. Precautions:

- Use apparatus carefully.
- Check the accuracy of apparatus before performing any experiment

11. Summary: Summary should be very precise.

